

# Respiratory illness report

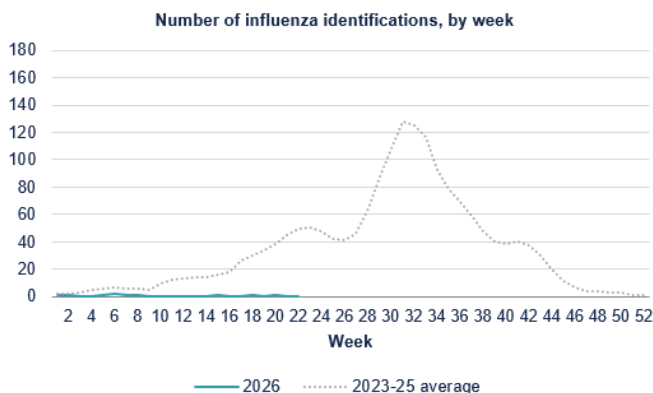
Waitaha Canterbury, Te Tai o Poutini West Coast and South Canterbury Districts  
Week 22, ending Thursday 4 June 2026

## Key points

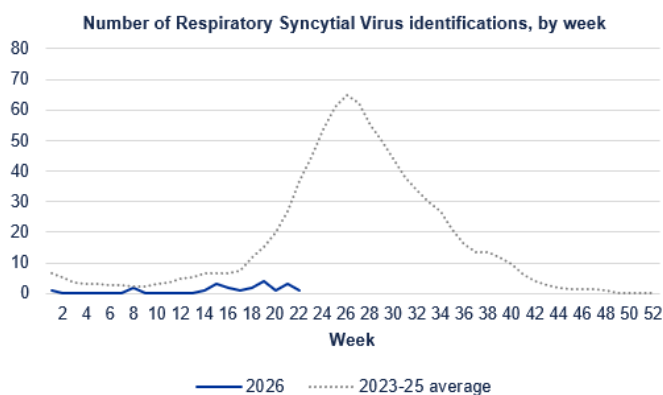
- RSV and influenza identifications continue to be low.
- Influenza-like illness ED attendances continue to be low (11 in the last week).

## Waitaha Canterbury District positive laboratory influenza and RSV identifications

Data provided by Canterbury Health Laboratories, Health New Zealand



Influenza type	This week	Last week	2026 total (%)
A (untyped)	0	0	7 (70%)
B	0	0	3 (30%)



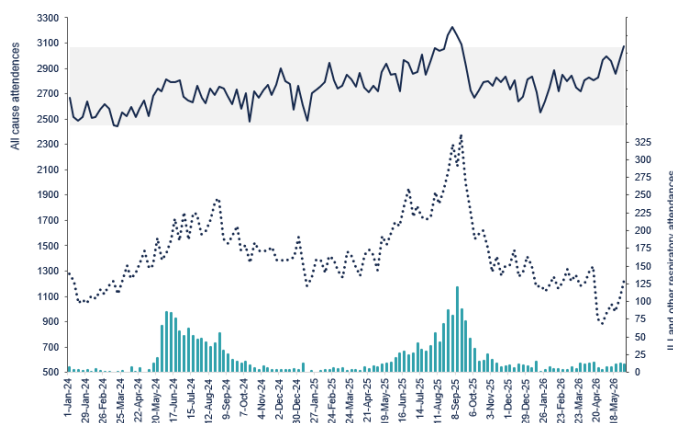
## New self-reported COVID-19 cases

Data extracted from EpiSurv

Week	Canterbury	South Canterbury	West Coast
20	23	5	2
21	28	4	8
22	18	4	2

## Christchurch Hospital ED attendance

Data provided by Business Intelligence, Health New Zealand



## PHF Science respiratory illness dashboards

The following data can be viewed on the PHF **respiratory illness** dashboard ([Respiratory illness dashboard/](#)):

- Community influenza-like illness (ILI) activity—national and local trends
  - HealthLine ILI-related call rates
  - FluTracking participant fever and cough symptoms.
- Viruses detected through sentinel and non-sentinel testing.

The PHF **pertussis** dashboard and intelligence reports are here: [Pertussis dashboard](#)

## Weekly "likely respiratory infection"-related calls to Whakarongorau Aotearoa

Weekly Calls by District

