

Respiratory illness report

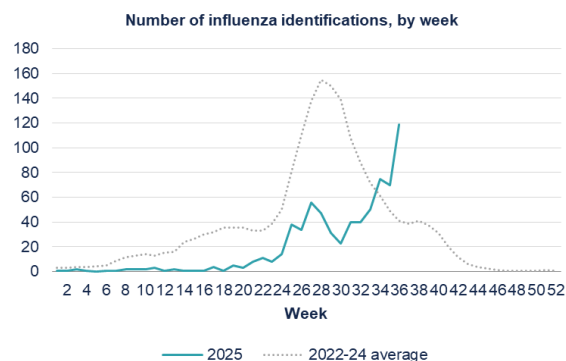
Waitaha Canterbury, Te Tai o Poutini West Coast and South Canterbury Districts
Week 36, ending Thursday 11 September 2025

Key points

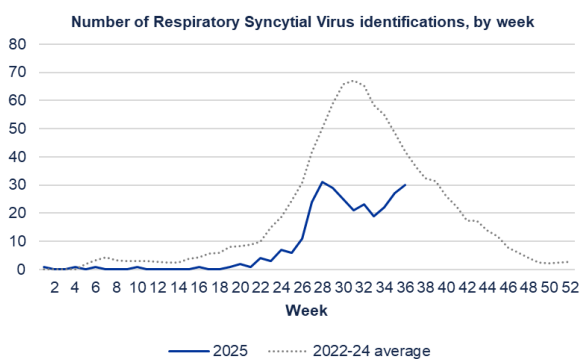
- The total number of influenza and RSV identifications increased in Canterbury in the last reporting week. For influenza, this number is now higher than at the same time in previous years.
- Self-reported Covid-19 cases decreased in Canterbury, South Canterbury and West Coast in the last two reporting weeks.
- Six cases of confirmed/probable pertussis were reported in Canterbury for the week ending 5 September. No cases were reported in South Canterbury or on the West Coast.

Waitaha Canterbury District positive laboratory influenza and RSV identifications

Data provided by Canterbury Health Laboratories, Health New Zealand



Influenza type	This week	Last week	2025 total (%)
A (untyped)	98	53	511 (73%)
B	21	17	188 (27%)



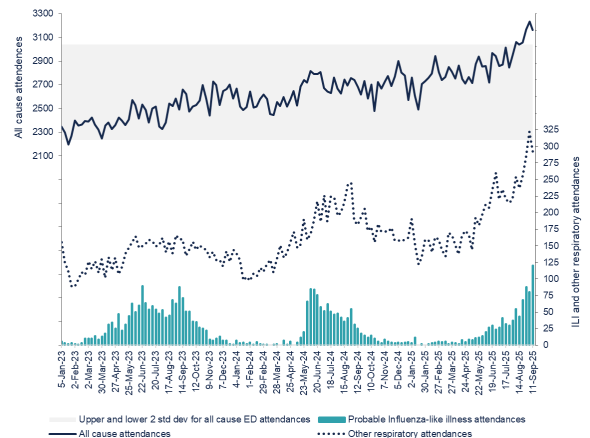
New self-reported COVID-19 cases

Data extracted from EpiSurv

Week	Canterbury	South Canterbury	West Coast
33	57	2	15
34	49	6	11
35	30	3	3
36	29	2	0

Christchurch Hospital ED attendance

Data provided by Business Intelligence, Health New Zealand



PHF Science respiratory illness dashboards

The following data can be viewed on the PHF Science (formerly ESR) **respiratory illness** dashboard (www.phfscience.nz/digital-library/respiratory-illness-dashboard/):

- Community influenza-like illness (ILI) activity—national and local trends
 - HealthLine ILI-related call rates
 - FluTracking participant fever and cough symptoms.
- Viruses detected through sentinel and non-sentinel testing.

The PHF Science **pertussis** dashboard and intelligence reports are here: www.phfscience.nz/digital-library/pertussis-dashboard/

Weekly "likely respiratory infection"-related calls to Whakarongorau Aotearoa

