

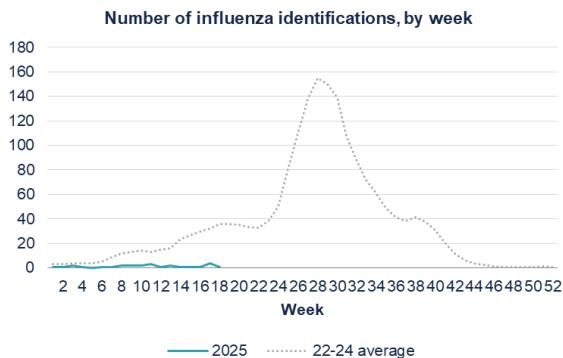
# Respiratory illness report

Waitaha Canterbury, Te Tai o Poutini West Coast and South Canterbury Districts  
Week 18, ending Thursday 8 May 2025

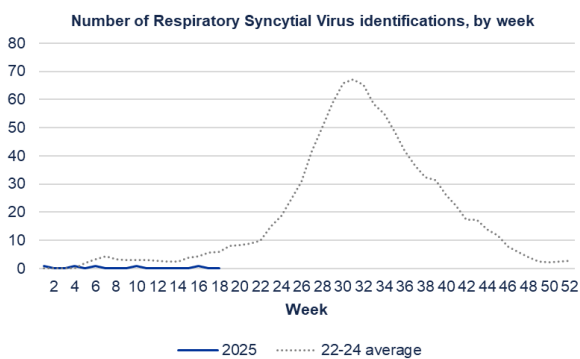
## Key points

- This is the first report for 2025.
- Influenza and RSV identifications are low compared to the same time in previous years.
- Influenza A is currently the most common influenza type in Waitaha Canterbury.

### Waitaha Canterbury District positive laboratory influenza and RSV identifications (Canterbury Health Labs)



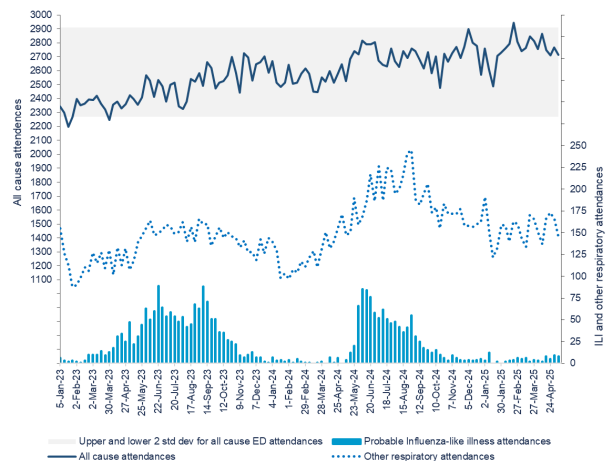
Influenza type	This week	Last week	2025 total (%)
A (untyped)	1	2	21 (78%)
B	0	2	6 (22%)



### New self-reported COVID-19 cases

Week	Canterbury	South Canterbury	West Coast
15	36	2	2
16	34	2	0
17	51	4	0
18	42	4	6

### Christchurch Hospital ED attendance



### ESR respiratory illness dashboards

The following data can be viewed on the ESR **respiratory illness** dashboard ([www.esr.cri.nz/digital-library/respiratory-illness-dashboard/](http://www.esr.cri.nz/digital-library/respiratory-illness-dashboard/)):

- Community influenza-like illness (ILI) activity—national and local trends
  - HealthLine ILI-related call rates
  - FluTracking participant fever and cough symptoms.
- Viruses detected through sentinel and non-sentinel testing.

The ESR **pertussis** dashboard and intelligence reports are here: [www.esr.cri.nz/digital-library/pertussis-dashboard/](http://www.esr.cri.nz/digital-library/pertussis-dashboard/)

### Weekly "likely respiratory infection"-related calls to Whakarongorau Aotearoa

