

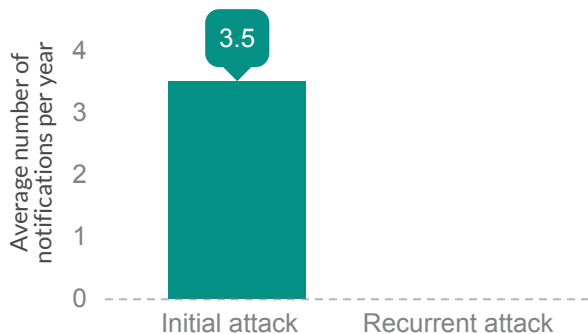
Rheumatic Fever in C&PH Regions 2016-2017

February 2018

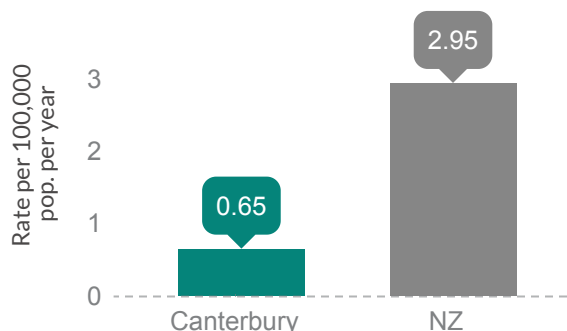
Notifications are confirmed cases of rheumatic fever. Data for both years are combined.
Canterbury had 7 notifications, South Canterbury and West Coast had none.

Canterbury

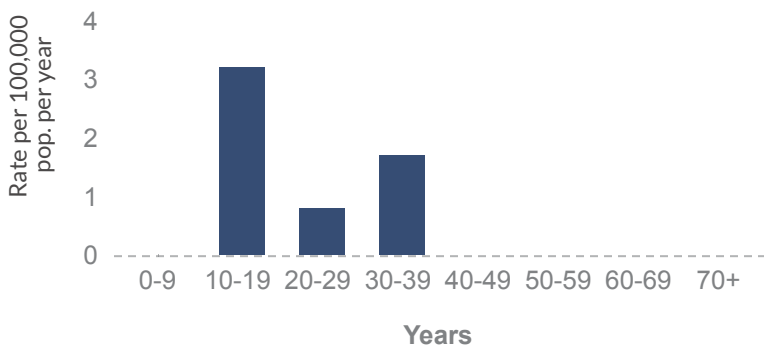
Incidence



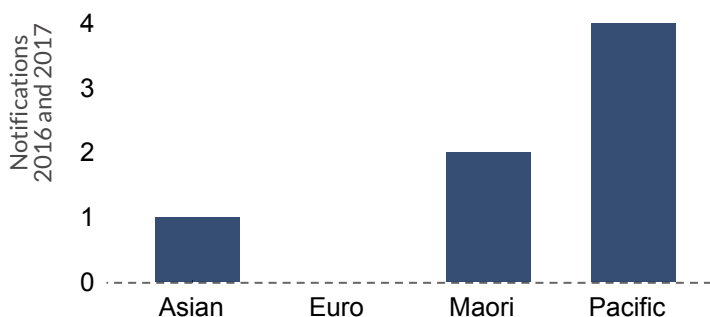
Rate - Initial attack



Age

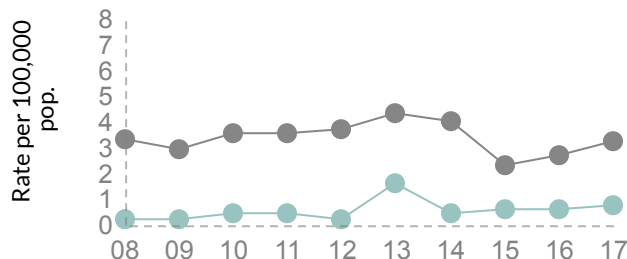


Ethnicity

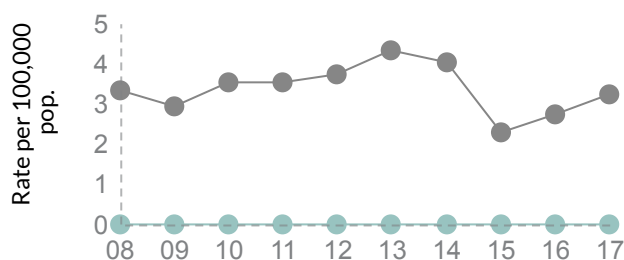


10 Year Trends - Annual Rates

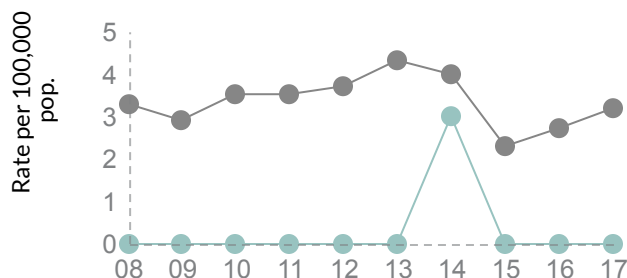
Canterbury (and NZ)



South Canterbury (and NZ)



West Coast (and NZ)



Sex

Males : Females
2 : 5

Manifestations

Major

- Carditis - 0
- Erythema marg. - 0
- Chorea - 1
- Monoarthritis - 1
- Polyarthritis - 7
- Subcut. nodules - 0

Minor

- Fever - 3
- Elevated ESR - 6
- Raised CRP - 7
- Polyarthralgia - 2
- Prolonged PR int. - 0

Contacts GAS positive

12 out of 55

Referred to Housing Service

1