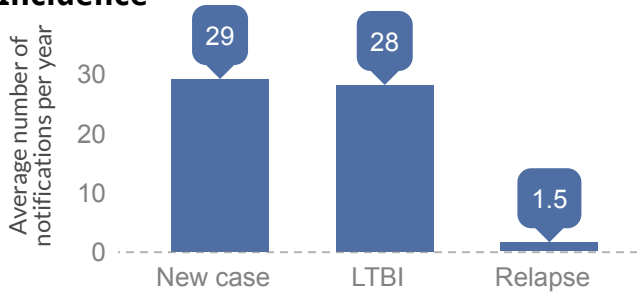


Tuberculosis in C&PH Regions 2016-2017

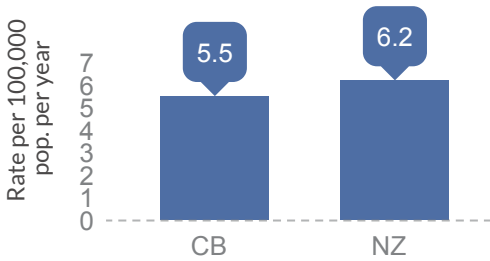
February 2018

Apart from Incidence data, notifications are confirmed and probable new cases of tuberculosis. Data for both years are combined. There were 58 notifications of new cases in Canterbury, 2 in South Canterbury and 1 in West Coast.

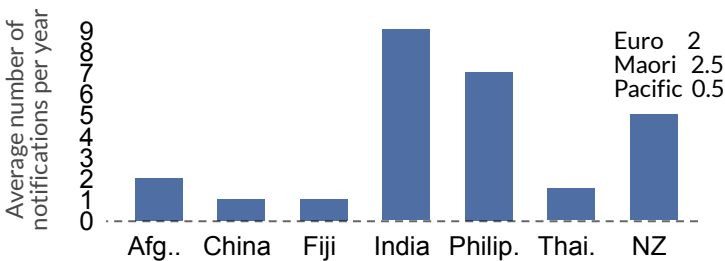
Canterbury Incidence



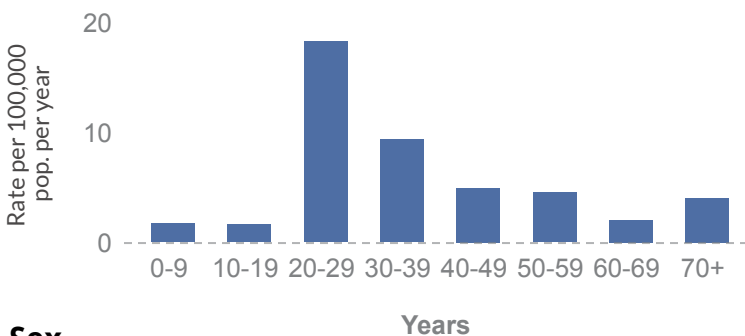
Rate



Country of Birth (> 1 case in 2 years)



Age



Sex

Males Females
1 : 1

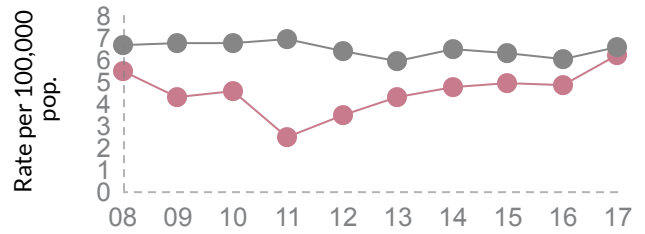
Site

Extrapulmonary - 36 cases
Pulmonary - 28 cases (also includes cases with extrapulmonary disease)

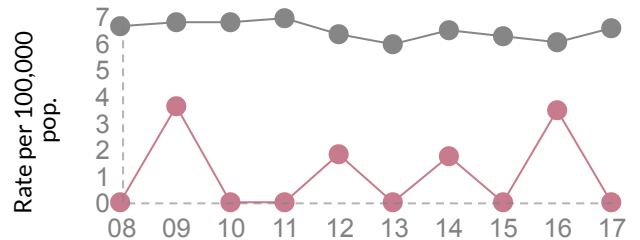
Contacts (Pulm. cases) DOT (Intensive treatment phase)

166 contacts (average 5.9 per case)
31 of 53, 5 unknown

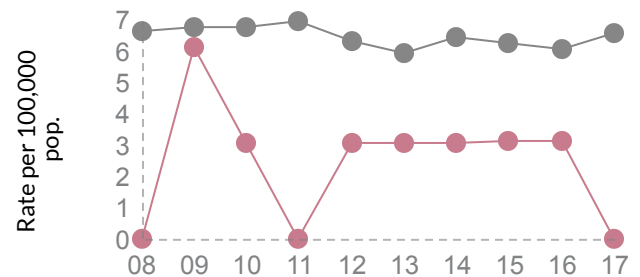
10 Year Trends - Annual Rates Canterbury (and NZ)



South Canterbury (and NZ)



West Coast (and NZ)



	South Canterbury	West Coast
Notifications	2	1
Age	15-35 yrs	60-69 yrs
Sex	1 M, 1 F	2 M
Site	Extra-pulmonary - 2	Pulmonary - 1
Country of birth	Philippines Indonesia	NZ
DOT (Intensive treatment phase)	Unknown	1
Contacts (Pulmonary case)		20