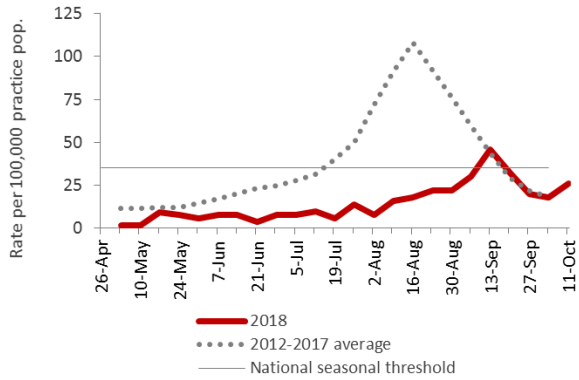


## Key points

- Canterbury community influenza-like illness rates are low
- The majority of positive influenza swabs are type A(H1N1)pdm09
- Respiratory virus isolations are stable or decreasing
- This is the final influenza and respiratory pathogens report for 2018

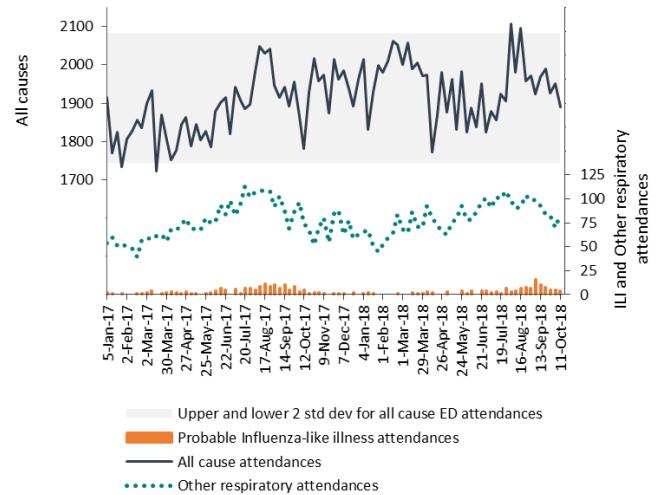
### Canterbury influenza-like illness rates (May–Oct) 2018



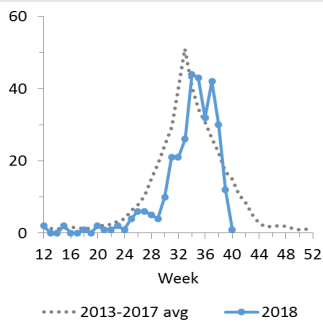
### Influenza types

Influenza type	This week	Last week	Year to date
A(H1N1)pdm09	14	25	446 (89%)
A(H3N2)	1	0	2 (0%)
B	1	2	54 (11%)

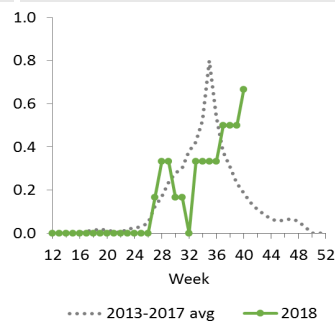
### Emergency Department attendances (from January 2017)



### Hospital influenza admissions (weekly)



### ICU/CICU influenza admissions (6-week moving average)



## Notifications and laboratory identifications by week

